

Football Frenzy: Player Top Trumps

Choose 3 Football legends from the list on the board. Research and write 1 fact about them. Draw a picture of them in the box.



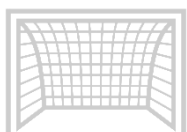
Name: _____

Fact:

Attacking

Defending

Skills



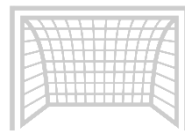
Name: _____

Fact:

Attacking

Defending

Skills



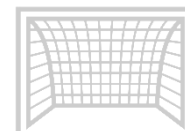
Name: _____

Fact:

Attacking

Defending

Skills



Football Frenzy: Player Top Trumps


Giving Cards Stats




You have 15 points to spend in the areas of **attacking**, **defending** and **skills**.

Research your player to find out how good they were at all these different skills. If they scored lots of goals, you would put a lot of points in **attacking**. If they were very skilful put more points in **skills**. Your total points can't be any higher than 15. So attacking + defending + skills = 15.

For example,. Here is my Pele card. With the stats filled in. He was very good at scoring so I put a lot of points in attacking. He was also quite skilful but not good at defending.

$$8 + 2 + 5 = 15$$

		
Name: _____		
Fact: _____		

<u>Attacking</u>	<u>Defending</u>	<u>Skills</u>
 8	 2	 5

Football Frenzy: Player Top Trumps

How to play Top Trumps:

- Shuffle and deal out all the cards equally.
- Each player takes their first card. The first player reads out the name of the player on the top card of their pile.
- Then, they pick one of their stats, for example it could be 'skills', to challenge the other players with.
- The other players then read out the name of the player on their top cards and the number on that stat.
- The player with the highest number for that round wins and collects all the top cards. They add them to the bottom of their pile.
- It is then the winners turn next.
- The game ends when one player has collected all the cards.